



Melissa Philley, Principal  
Madison Avenue K-2  
1199 Madison Avenue  
601-856-2951



## Kindergarten Newsletter

### Online Practice

MobyMax-This is an education resource where the kids can practice their math skills and reading. Our school code is ms528.

Raz-Kids-The kids can continue to read on their reading level, as well as work on comprehension skills by taking the short quiz at the end of the story.

Learning.com-This is provided during computer class and will allow them to continue to improve their keyboarding and computer literacy skills.




Your child's teacher can provide you with passwords if they have not already. Please email your teacher.



### We Love Speech!

If your child attends speech with Mrs. Weeks or Mrs. Ables, please check their webpage for lessons and activities.

 You can find teachers' webpages on our school's webpage under the "Teachers" tab.



## Skills for the week!

### Shared Reading- Giraffes Can't Dance

Sight words- **our, put, us** Word Family- **ad (Ex. had, bad, glad, sad, mad)**

Phonics- Beginning blends, sounds in words, and middle sounds

Math- addition and subtraction

Grammar and Language- nouns

Writing- capital letters at the beginning of a sentence, spacing, and punctuation

Science- Zoo animals

# Monday, March 23

Book of the day: Giraffes Can't Dance

## Reading

### Giraffes Can't Dance

\*Watch and listen to the story here:  
<https://digital.scholastic.com/site/launch/bkflix?ucn=600125248>

username: malower  
Password: bookflix  
\*Complete 1-Read It and 2-Chat about It from the At Home Read Aloud page.

\*Don't forget to record yourself reading on kidsa-z.com today!

## Writing

Teacher Tip:  
Encourage your child to streeetch out the words when spelling them so that he writes each sound that he hears.

## Math

### Number Corner Calendar

Calendar Picture Cards can be found at the end of this packet.

## Phonics

### Phoneme Segmenting Practice

Get a die (or cut out numbers 1-6). Choose a card. Roll the die. Say the sounds of all the words on that coordinating row. Repeat several times. Play with a parent or adult if you can.

## Sight Words & Word Families

Sight Words: our, put, us

Word family: -ad  
(Ex. had, bad, glad, dad, mad)  
\*Play tic-tac-toe with your sight words. Put each word on a flashcard. Have your child read the word before they put their X or O.  
\*Create a list of words that belong to the -ad word family.

## Grammar & Language

We think your kids are the BEST!

## Science

Discuss what a zoo is and what types of scientists might work there. Make a list with your child of animals you can see at the zoo.



Tech Link:  
<http://cincinnatizoo.org/home-safari-resources/>

If you don't have a die, just toss a coin and complete the box or row on which it lands!



# AT HOME READ ALOUDS

## 1 READ IT

### *Giraffes Can't Dance*

by Giles Andreae, illustrated by Guy Parker-Rees

A touching tale of Gerald the giraffe, who wants nothing more than to dance. However, he's not very coordinated and all the other animals laugh at him. Read along as Gerald finally learn to dance to his own tune.



## 2 CHAT ABOUT IT


Ask any of these questions to spark a conversation with your kids of any age.


Remember that having quality discussions is more important than getting an answer "right." Some conversations will be long and meaningful, while others will be short and simple. They all count, they all matter, and they all will help your child develop the habit of asking questions while reading. Feel free to add in your own questions!

- How do the animals treat Gerald at the Jungle Dance?
- What could they have done instead?
- How does Gerald learn to dance?
- Why are the animals treating Gerald differently now?
- How does Gerald feel at the end of the book?
- What is something that you are not good at? How could you get better?


# Phoneme Segmenting Practice

I Can...

Choose a card. 

Roll a dice. 




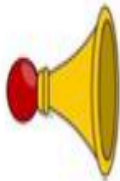
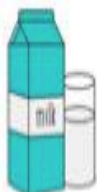




































The number on the dice tells you what row to read.













































Look at the first picture. Say all the sounds in the word. Keep going until you finish the row.  
When you have finished the row, let your partner have a turn.

© Kinder Karla





















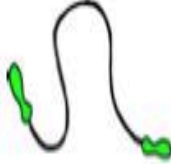





















# Phoneme Segmentation... Tell all the sounds in the word

# Phoneme Segmentation... Tell all the sounds in the word

Phoneme Segmentation... Tell all the sounds in the word

Tuesday, March 24

Book of the day:

Giraffes Can't Dance

### Reading

#### **Giraffes Story**

(Nonfiction/Informational Text) Read aloud the passage titled "Giraffes" with the help of a family member. Highlight, or underline, 3 things that you learned. Tell why the author included this information in his story.

\*Don't forget to record yourself reading on kidsa-z.com today!

### Writing

After reading the Giraffes informational page complete the Giraffes Writing page (3 things I learned while reading) Don't forget to use...

- \*capital letters at the beginning of sentences.
- \*proper spacing
- \*many sounds to sound out words and proper spelling for sight words.
- \*proper punctuation

### Math

#### **Number Corner Calendar**

Calendar Picture Cards can be found at the end of this packet.

#### **Sum it up!**

#### **Addition to 10**

Ask your child what math symbols they notice. Allow time for them to respond. After they have completed the activity have them count to 100 by tens.

### Phonics

Teacher Tip:  
Phonemic awareness is the ability to hear and manipulate individual sounds in words.

### Sight Words & Word Families

\*Use Wikki Stix, playdough, or bendable straws to form your sight words on mats or flat surfaces.

\*Pick three words from the list of -ad words you created. Write each word and draw a picture to illustrate the word.

### Grammar & Language

#### **Nouns Sort**

Review nouns by listening to this song:

<https://youtu.be/PDMk0XrQvV4>

Next, complete the nouns sorting page. Be sure to color first, then cut, sort and glue the nouns to the correct section.

### Science

We appreciate our parents SO much!


No Wikki Stix or playdough? No worries!  
Think beans, buttons, etc....any small items will do!





# Giraffes

Giraffes are known for their long necks, skinny legs and spotted patterns. Baby giraffes are called calves and by the time they are a year old they are about 10 feet tall!. Most giraffes will grow to be around 16-19 feet tall and weigh between 1,600-3,000 pounds. On the top of their heads giraffes have two horns called *ossicones* that protect their heads from injury. They are shaped like a door-knob and can be up to 5 inches long. Giraffes like to eat leaves and twigs. Their long tongues help pull the leaves off of trees. In the wild most giraffes live in Africa. Giraffes travel in large groups. Animals like lions and leopards try to hunt giraffes but the giraffes are strong and powerful. Giraffes also have great vision so they can see danger and quickly run away.





name \_\_\_\_\_



# Giraffes

3 things I learned while reading.

1. \_\_\_\_\_

2. \_\_\_\_\_

3. \_\_\_\_\_

# Sum it up! Addition to 10

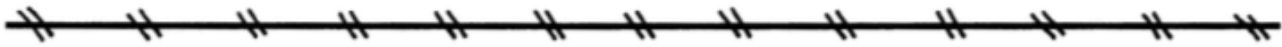


Count the animals in each group. Write the number for each group.  
Count the total number of animals and write the sum on the final line.

$$5 + 3 = \underline{\hspace{2cm}}$$
$$\underline{\hspace{2cm}}$$
$$\underline{\hspace{2cm}}$$



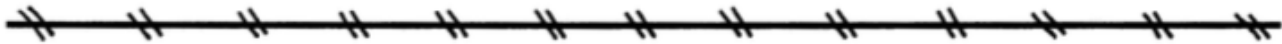
Draw circles to show the sum



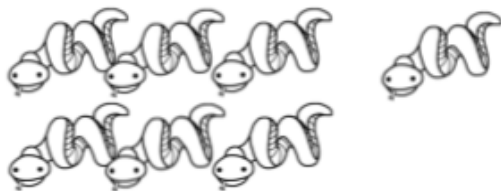
$$4 + 2 = \underline{\hspace{2cm}}$$
$$\underline{\hspace{2cm}}$$
$$\underline{\hspace{2cm}}$$



Draw circles to show the sum



$$6 + 1 = \underline{\hspace{2cm}}$$
$$\underline{\hspace{2cm}}$$
$$\underline{\hspace{2cm}}$$



Draw circles to show the sum

Name: \_\_\_\_\_

Name \_\_\_\_\_

# Noun

Cut out the pictures. Glue each one in the correct space.

**PERSON**

**PLACE**

**THING**


© The Joyful Journey <https://www.teacherspayteachers.com/Store/The-Joyful-Journey>



tractor



elf



grapes



tooth



king




mall




girl



astronaut



sun



beach



barn



pond

Wednesday, March 25

Book of the day: Giraffes Can't Dance

### Reading

#### **Giraffes Can't Dance**

\*Watch and listen to the story here:  
<https://digital.scholastic.com/site/launch/bkflix?ucn=600125248>

username: malower  
Password: bookflix  
\*Complete 3-Experience It and 4-Expand Upon It.  
\*Don't forget to record yourself reading on kidsa-z.com today!

### Writing

#### *Teacher Tip:*

*As tempting as it may be, don't spell every word for your child. When they have to write their own spellings, children must think about letter-sound relationships. (And reading their writing back actually helps them with reading!)*

### Math

#### **Number Corner Calendar**

Calendar Picture Cards can be found at the end of this packet.

#### **Problem Solve!**

Please ask your child to notice the signs and tell you if one is different from yesterday. When you complete the activity, turn your paper over and write your numbers from 1-50. Remember, use your best handwriting.

### Phonics

#### **Luckiest Blends**

Look at the pictures below. Then write the beginning blend for each word. Sort the pictures according to the beginning blend. Choose 5 words to use in a sentence on the back of your paper.

### Sight Words & Word Families

#### *Teacher Tip*

*It is estimated that the first 100 sight words account for approximately 50% of what we read.*

### Grammar & Language

#### **Alphabet Noun Hunt**

Are you ready for a noun hunt? Grab the page and see if you can find a noun for each letter! Draw a picture of the noun you find and don't forget to label it!

### Science

Watch April the Giraffe and her baby at

<https://www.aprilthegiraffe.com/>. Cut out the giraffe mask and pretend to be a giraffe.

Have you worked on MobyMax today?



3

EXPERIENCE IT

Choose one (or more!) of these experiences to share with your kids.

LISTEN *to music*

Turn on some music and start dancing! Invite your family members or friends to join you!

THINK *about it*

What is something that you can't do? Think about ways that you can get better at it. Then, keep practicing until you can do it!

4

EXPAND UPON IT


Check out any of the related books and explorations.

CREATE *a dance*

Choose your favorite song and make up some dance moves to go with it. Teach someone else your dance!

LEARN *more about giraffes*

Visit the library to research more about giraffes. What do they eat? Where do they live? What else do you learn?




# Problem Solve!




Cross off the number of objects that are taken away. Count the remaining objects and write the answer on the line.


$$\begin{array}{c} \text{---} \\ 5 \\ \text{---} \\ \text{---} \\ \text{---} \end{array} - \begin{array}{c} \text{---} \\ 4 \\ \text{---} \\ \text{---} \\ \text{---} \end{array} = \begin{array}{c} \text{---} \\ \text{---} \\ \text{---} \\ \text{---} \end{array}$$



$$\begin{array}{c} \text{---} \\ 5 \\ \text{---} \\ \text{---} \\ \text{---} \end{array} - \begin{array}{c} \text{---} \\ 3 \\ \text{---} \\ \text{---} \\ \text{---} \end{array} = \begin{array}{c} \text{---} \\ \text{---} \\ \text{---} \\ \text{---} \end{array}$$



$$\begin{array}{c} \text{---} \\ 6 \\ \text{---} \\ \text{---} \\ \text{---} \end{array} - \begin{array}{c} \text{---} \\ 2 \\ \text{---} \\ \text{---} \\ \text{---} \end{array} = \begin{array}{c} \text{---} \\ \text{---} \\ \text{---} \\ \text{---} \end{array}$$



$$\begin{array}{c} \text{---} \\ 7 \\ \text{---} \\ \text{---} \\ \text{---} \end{array} - \begin{array}{c} \text{---} \\ 1 \\ \text{---} \\ \text{---} \\ \text{---} \end{array} = \begin{array}{c} \text{---} \\ \text{---} \\ \text{---} \\ \text{---} \end{array}$$



$$\begin{array}{c} \text{---} \\ 8 \\ \text{---} \\ \text{---} \\ \text{---} \end{array} - \begin{array}{c} \text{---} \\ 6 \\ \text{---} \\ \text{---} \\ \text{---} \end{array} = \begin{array}{c} \text{---} \\ \text{---} \\ \text{---} \\ \text{---} \end{array}$$



Name: \_\_\_\_\_



Name \_\_\_\_\_



# Luckiest Blends

Directions: Write the beginning blend for each word. Sort the words according to the beginning blend.

fl		pl	
___	oss	___	um
___	ag	___	ug
___	ood	___	ane
___	ame	___	ate





# Alphabet Noun Hunt

A

B

C

D

E

F

G

H

I

J

K

L

M

N

O

P

Q

R

S

T

U

V

W

X

Y

Z

# YOU CAN DANCE!

Express yourself like Gerald the giraffe with your own mask. Cut out the mask, decorate it, and affix it to a Popsicle stick or chopstick. When the music moves you, hold the mask in front of your face and dance what you feel!



**JUDY NEWMAN** at Scholastic

Scholastic Book Clubs

Thursday, March 26

Book of the day:

Giraffes Can't Dance

### Reading

Teacher Tip:  
To help your child develop reading fluency, model reading with expression pausing appropriately at punctuation marks and changing voice for characters.

### Writing

Click the link or type it in your internet browser to learn more about opinion writing.  
<https://www.youtube.com/watch?v=KEK2oGBSsHk&list=PLTCzXKdxBpDDI1fp2gAv7lVjAJXvg9stk&index=1>  
Write about this opinion prompt: Which Zoo animal is your favorite...a giraffe or a monkey? Don't forget to give reasons why!

### Math

**Number Corner**  
**Calendar**  
Calendar Picture Cards can be found at the end of this packet.

### Phonics

**Medial Sound Match**  
Say the name of the first picture on each row. Listen for the middle sound, then circle the two pictures on the row that have the same middle sound.

### Sight Words & Word Families

Teacher Tip:  
Many of the Dolch sight words cannot be "sounded out" and they need to be learned by "sight".

### Grammar & Language

Teacher Tip:  
Studies have shown that children who are read to and spoken with a great deal during early childhood will have larger vocabularies and better grammar than those who aren't.


### Science

Teacher Tip:  
Science learning begins with curiosity. Observations and questions can create a climate of discovery – key to scientific learning.

Don't forget to spend some time on MobyMax today!



Name \_\_\_\_\_



---

---

---

---

---

---

---

spacing

the dog

punctuation

. ? !

capitals

I



states opinion

Name \_\_\_\_\_

## MEDIAL SOUND MATCH

### Short Vowels

Directions: Circle the 2 pictures that have the same middle sound as the first picture in the box.

Name \_\_\_\_\_

## MEDIAL SOUND MATCH

### Short Vowels

Directions: Circle the 2 pictures that have the same middle sound as the first picture in the box.


























				
				
				
				
				

Name \_\_\_\_\_

## MEDIAL SOUND MATCH

### Long Vowels

Directions: Circle the 2 pictures that have the same middle sound as the first picture in the box.

Friday, March 27

Book of the day: Giraffes Can't Dance

### Reading

*Teacher Tip:*  
Reading fluency is the ability to read quickly and easily.

### Writing

Click the link below or type it in your internet browser to learn how to brainstorm ideas for topics you could choose for opinion writing.

<https://www.youtube.com/watch?v=qv4rHG6rrr8&list=PLTCzXKdxBpDDI1fp2gAv7lVjAJXvg9stk&index=2>

What is your favorite zoo animal? Write to share your opinion. Use at least 2-3 sentences. Don't forget to use complete sentences, capital letters, spacing, and punctuation!

### Math

#### **Number Corner Calendar**

Calendar Picture Cards can be found at the end of this packet.

#### **Tens and Ones Name, Show and Add**

Have your child notice the math symbol and explain to you, in their own words, what they should do. Have your child complete the activity then flip the paper over to create his/her own tens and ones picture and problem.

### Phonics

#### **Phoneme Segmenting Practice**

Practice again from Monday's lesson. Get a die (or cut out numbers 1-6). Choose another card. Roll the die. Say the sounds of all the words on that coordinating row. Repeat several times. Play with a parent or adult if you can.

### Sight Words & Word Families

*Every day is a great  
day to learn  
something new!*

### Grammar & Language

*Teacher Tip:*  
One simple way to encourage language development is to introduce a new word each day.

### Science

Visit


<https://www.activewild.com/slot-h-information-and-facts-for-kids/>  
to learn all about sloths!

Have you read some stories on kidsa-z.com today?





Name \_\_\_\_\_



PK12nders

---

---


---


---


---


---

---

spacing  


punctuation  


capitals  


states opinion  


Name: \_\_\_\_\_


# Tens and Ones

## Name, Show and Add




Say the number. Shade in the same number on the blank ten frame. Add the ten with the ones and write the sum in the box.


$$10 + 4 = \square$$



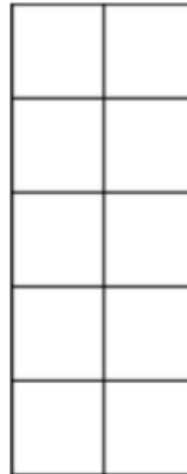

$$10 + 5 = \square$$



$$10 + 7 = \square$$



$$10 + 9 = \square$$



Name: \_\_\_\_\_


# Tens and Ones

## Name, Show and Add




Say the number. Shade in the same number on the blank ten frame. Add the ten with the ones and write the sum in the box.

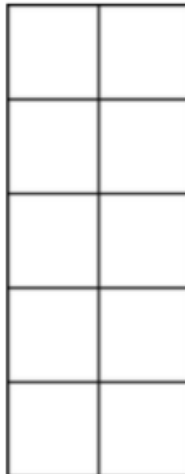

$$10 + 3 = \square$$




$$10 + 6 = \square$$



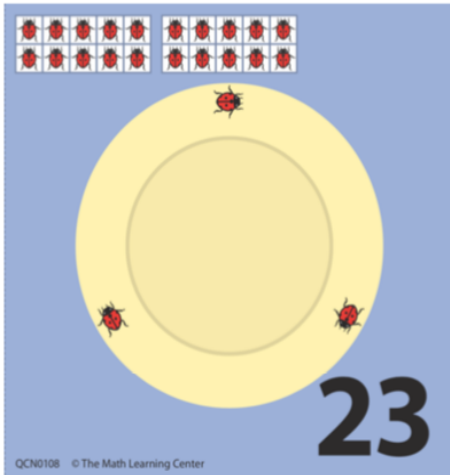
$$10 + 8 = \square$$



$$10 + 10 = \square$$



For each day this week, take a look at the calendar picture that corresponds to the date. Have your child draw a picture or write an equation to show how many more ladybugs are needed to make the next group of 10.



Monday, March 23, 2020



Tuesday, March 24, 2020




Wednesday, March 25, 2020

For each day this week, take a look at the calendar picture that corresponds to the date. Have your child draw a picture or write an equation to show how many more ladybugs are needed to make the next group of 10.



Thursday, March 26, 2020




26

QCN0108 © The Math Learning Center



Friday, March 27, 2020



27

QCN0108 © The Math Learning Center



Saturday, March 28, 2020

**\*\*BONUS\*\***

8 ladybugs  
on a leaf.  
How many more  
to make the  
next 10?

28

QCN0108 © The Math Learning Center